


PRE-SHARESHOLDING AS ON 31/03/2025

General information about company	
Scrip code	531550
NSE Symbol	NOTLISTED
MSEI Symbol	NOTLISTED
ISIN	INE865D01012
Name of the company	Jhaveri Credits and Capital Limited
Whether company is SME	No
Class of Security	Equity Shares
Type of report	Capital Restructuring
Quarter Ended / Half year ended/Date of Report (For Prelisting / Allotment)	31-03-2025
Date of allotment / extinguishment (in case Capital Restructuring selected) / Listing Date	
Shareholding pattern filed under	Regulation 31 (1) (c)
Whether the listed entity is Public Sector Undertaking (PSU)?	No



Sr. No.	Particular	Yes/No	Promoter and Promoter Group	Public shareholder	Non Promoter- Non Public
1	Whether the Listed Entity has issued any partly paid up shares?	No	No	No	No
2	Whether the Listed Entity has issued any Convertible Securities ?	No	No	No	No
3	Whether the Listed Entity has issued any Warrants ?	Yes	No	Yes	No
4	Whether the Listed Entity has any shares against which depository receipts are issued?	No	No	No	No
5	Whether the Listed Entity has any shares in locked-in?	No	No	No	No
6	Whether any shares held by promoters are pledge or otherwise encumbered?	No	No		
7	Whether company has equity shares with differential voting rights?	No	No	No	No
8	Whether the listed entity has any significant beneficial owner?	No			






Table I - Summary Statement holding of specified securities

Note : Data will be automatically populated from shareholding pattern sheet - Data Entry Restricted in this sheet


Note : Data will be automatically populated from shareholding pattern sheet - Data Entry Restricted in this sheet																							
Category (I)	Category of shareholder (II)	Nos. Of shareho lders (III)	No. of fully paid up equity shares held (IV)	No. Of Partly paid-up equity shares held (V)	No. Of shares underlyi ng Deposit ory Receipts (VI)	Total nos. shares held (VII) = (IV)+(V)+ (VI)	Sharehold ing as a % of total no. of shares (calculat ed as per SCRR, 1957) (VIII) As a % of (A+B+C2)	Number of Voting Rights held in each class of securities (IX)			No. Of Shares Underlyi ng Outstand ing converti ble securit es (X)	No. of Shares Underlyin g Outstand ing Warrants (XI)	No. Of Shares Underlyin g Outstand ing convertibl e securities and No. Of Warrants (Xi) (a)	Sharehold ing , as a % assuming full conversion of convertible securities (as a percentage of diluted share capital) (XI)= (VI)+(X) As a % of (A+B+C2)	Number of Locked in shares (XII)		Number of Shares pledged or otherwise encumbered (XIII)		Number of equity shares held in demateriali zed form (XIV)	Sub-categorization of shares			
								No of Voting (XIV) Rights							Total as a % of (A+B+C)	Shareholding (No. of shares) under							
								Class eg: X	Class eg:y	Total						No. (a)	As a % of total Shares held (b)	No. (a)		As a % of total Shares held (b)	Sub- category (i)	Sub- category (ii)	Sub- category (iii)
(A)	Promoter & Promoter Group	2	4779931			4779931	53.19	4779931	4779931	53.19			500000	500000	50.39					4779931			
(B)	Public	4343	4206005			4206005	46.81	4206005	4206005	46.81					49.61				3850805	0	0	0	
(C)	Non Promoter- Non Public																						
(C1)	Shares underlying DRs																						
(C2)	Shares held by Employee Trusts																						
	Total	4345	8985936			8985936	100	8985936	8985936	100.00			500000	500000	100				8630736	0	0	0	




Sr.	Category & Name of the Shareholders (I)	Nos. Of shareholders (III)	No. of fully paid up equity shares held (IV)	No. Of Partly paid-up equity shares held (V)	No. Of shares underlying Depository Receipts (VI)	Total nos. shares held (VII) = (IV)+(V)+(VI)	Shareholding as a % of total no. of shares (calculated as per SCRR, 1957) (VIII) As a % of (A+B+C2)	Number of Voting Rights held in each class of securities (IX)			No. Of Shares Underlying Outstanding Warrants (Xi)	No. Of Shares Underlying Outstanding convertible securities and No. Of Warrants (Xi) (a)	Shareholding, as a % assuming full conversion of convertible securities (as a percentage of diluted share capital) (XI)= (VII)+(X) As a % of (A+B+C2)	Number of Locked In shares (XII)		Number of Shares pledged or otherwise encumbered (XIII)	Number of equity shares held in dematerialized form (XIV)	Sub-categorization of shares				
								No of Voting (XIV) Rights						Total as a % of Total Voting rights	Shareholding (No. of shares) under:							
								Class eg: X	Class eg: Y	Total					Sub-category (i)			Sub-category (ii)	Sub-category (iii)			
A Table II - Statement showing shareholding pattern of the Promoter and Promoter Group																						
(1)	Indian																					
(a)	Individuals/Hindu undivided Family	2	4779931			4779931	53.19	4779931		4779931	53.19			50.39				4779931				
(b)	Central Government/ State Government(s)																					
(c)	Financial Institutions/ Banks																					
(d)	Any Other (specify)																					
	Sub-Total (A)(1)	2	4779931			4779931	53.19	4779931		4779931	53.19			50.39				4779931				
(2)	Foreign																					
(a)	Individuals (NonResident Individuals/ Foreign Individuals)																					
(b)	Government																					
(c)	Institutions																					
(d)	Foreign Portfolio Investor																					
(e)	Any Other (specify)																					
	Sub-Total (A)(2)																					
Total Shareholding of Promoter and Promoter Group		2	4779931			4779931	53.19	4779931		4779931	53.19			50.39				4779931				
Details of Shares which remain unclaimed for Promoter & Promoter Group																						
B Table III - Statement showing shareholding pattern of the Public shareholder																				Note : Kindly show details of shareholders having more than one percentage of total no of shares. Please refer software manual.		
(1)	Institutions (Domestic)																					
(a)	Mutual Funds																		0			
(b)	Venture Capital Funds																		0			
(c)	Alternate Investment Funds																		0			
(d)	Banks																		0			
(e)	Insurance Companies																		0			
(f)	Provident Funds/ Pension Funds																					
(g)	Asset reconstruction companies																					
(h)	Sovereign Wealth Funds																					
(i)	NBFCs registered with RBI																					
(j)	Other Financial Institutions																					
(k)	Any Other (specify)																		0			
	Sub-Total (B)(1)																		0			
(2)	Institutions (Foreign)																					
(a)	Foreign Direct Investment																					




Sr.	Category & Name of the Shareholders (I)	Nos. Of shareholders (III)	No. of fully paid up equity shares held (IV)	No. Of Partly paid-up equity shares held (V)	No. Of shares underlying Depository Receipts (VI)	Total nos. shares held (VII) = (IV)+(V)+(VI)	Shareholding as a % of total no. of shares (calculated as per SCRR, 1957) (VIII) As a % of (A+B+C2)	Number of Voting Rights held in each class of securities (IX)				No. Of Shares Underlying Outstanding Warrants (XI)	No. Of Shares Underlying convertible securities and No. Of Warrants (XI) (a)	Shareholding, as a % assuming full conversion of convertible securities (as a percentage of diluted share capital) (XI)= (VII)+(X) As a % of (A+B+C2)	Number of Locked In shares (XII)		Number of Shares pledged or otherwise encumbered (XIII)		Number of equity shares held in dematerialized form (XIV)	Sub-categorization of shares		
								No of Voting (XIV) Rights			Total as a % of Total Voting rights				No. (a)	As a % of total Shares held (b)	No. (a)	As a % of total Shares held (b)		Shareholding (No. of shares) under		
								Class eg: X	Class eg: Y	Total										Sub-category (I)	Sub-category (II)	Sub-category (III)
(b)	Foreign Venture Capital Investors																					
(c)	Sovereign Wealth Funds																		395201	0	0	0
(d)	Foreign Portfolio Investors Category I	2	395201				395201	4.40	395201	395201	4.40		0	0	4.17					0	0	0
(e)	Foreign Portfolio Investors Category II																					
(f)	Overseas Depositories (holding DRs) (balancing figure)																					
(g)	Any Other (specify)																					
Sub-Total (B)(2)		2	395201				395201	4.40	395201	395201	4.40		0	0	4.17				395201	0	0	0
(3)	Central Government / State Government(s)																					
(a)	Central Government / President of India																					
(b)	State Government / Governor																					
(c)	Shareholding by Companies or Bodies Corporate where Central / State Government is a promoter																					
Sub-Total (B)(3)																						
(4)	Non-institutions																					
(a)	Associate companies / Subsidiaries																					
(b)	Directors and their relatives (excluding Independent directors and nominee directors)																					
(c)	Key Managerial Personnel	1	5032				5032	0.06	5032	5032	0.06		0	0	0.05				5032			
(d)	Relatives of promoters (other than 'immediate relatives' of promoters disclosed under 'Promoter and Promoter Group' category)																					
(e)	Trusts where any person belonging to 'Promoter and Promoter Group' category is 'trustee', 'beneficiary', or 'author of the trust'																					
(f)	Investor Education and Protection Fund (IEPF)																					
(g)	Resident Individuals holding nominal share capital up to Rs. 2 lakhs	4225	1808998				1808998	20.13	1808998	1808998	20.13		0	0	19.07				1456798	0	0	0
(h)	Resident Individuals holding nominal share capital in excess of Rs. 2 lakhs	14	685233				685233	7.63	685233	685233	7.63		0	0	7.22				685233	0	0	0
(i)	Non Resident Indians (NRIs)	18	673036				673036	7.49	673036	673036	7.49		0	0	7.10				670036	0	0	0
(j)	Foreign Nationals																					
(k)	Foreign Companies																					
(l)	Bodies Corporate	8	46305				46305	0.52	46305	46305	0.52		0	0	0.46				46305	0	0	0




Sr.	Category & Name of the Shareholders (I)	Nos. Of shareholders (III)	No. of fully paid up equity shares held (IV)	No. Of Partly paid-up equity shares held (V)	No. Of shares underlying Depository Receipts (VI)	Total nos. shares held (VII) = (IV)+(V)+(VI)	Shareholding as a % of total no. of shares (calculated as per SCRR, 1957) (VIII) As a % of (A+B+C2)	Number of Voting Rights held in each class of securities (IX)			No. Of Shares Underlying Outstanding Warrants (XI)	No. Of Shares Underlying convertible securities and No. Of Warrants (XI) (a)	Shareholding, as a % assuming full conversion of convertible securities (as a percentage of diluted share capital) (XI) = (VII)+(X) As a % of (A+B+C2)	Number of Locked in shares (XII)		Number of Shares pledged or otherwise encumbered (XIII)	Number of equity shares held in dematerialized form (XIV)	Sub-categorization of shares		
														Shareholding (No. of shares) under						
								Class eg: X	Class eg: Y	Total				No. (a)	As a % of total Shares held (b)			Sub-category (I)	Sub-category (II)	Sub-category (III)
(m)	Any Other (specify)	75	592200			592200	6.59	592200		592200	6.59	500000	500000	11.51			592200	0	0	0
	Sub-Total [B](4)	4341	3810804			3810804	42.41	3810804		3810804	42.41	500000	500000	45.44			3455604	0	0	0
	Total Public Shareholding [B]=[B](1)+[B](2)+[B](3)+[B](4)	4343	4206005			4206005	46.81	4206005		4206005	46.81	500000	500000	49.61			3850805	0	0	0
	Details of the shareholders acting as persons in Concert for Public																			
	Details of Shares which remain unclaimed for Public																			
C Table IV - Statement showing shareholding pattern of the Non Promoter- Non Public shareholder																				
(1)	Custodian/DR Holder - Name of DR Holders (If Available)																			
	Employee Benefit Trust / Employee Welfare Trust under SEBI (Share Based Employee Benefits and Sweat Equity) Regulations, 2021																			
(2)	Total NonPromoter- Non Public Shareholding																			
	Total (A+B+C2)	4345	8985936			8985936	100.00	8985936.00		8985936	100.00	500000	500000	100.00			8630736	0	0	0
	Total (A+B+C)	4345	8985936			8985936	100.00	8985936.00		8985936	100.00	500000	500000	100.00			8630736	0	0	0




Searial No.	Name of the Shareholders (I)	PAN (III)	No. of fully paid up equity shares held (IV)	No. Of Partly paid-up equity shares held (V)	No. Of shares underlying Depository Receipts (VI)	Total nos. shares held (VII) = (IV)+(V)+(VI)	Shareholding as a % of total no. of shares (calculated as per SCRR, 1957) (VIII) As a % of (A+B+C2)	Number of Voting Rights held in each class of securities (IX)			No. Of Shares Underlying Outstanding convertible securities (X)	No. of Shares Underlying Outstanding Warrants (Xi)	No. Of Shares Underlying Outstanding convertible securities and No. Of Warrants (XI) (a)	Shareholding, as a % assuming full conversion of convertible securities (as a percentage of diluted share capital) (XI)= (VII)+(XI)(a) As a % of (A-B+C2)	Number of Locked in shares (XII)		Number of Shares pledged or otherwise encumbered (XIII)		Number of equity shares held in dematerialized form (XIV)	Reason for not providing PAN	Shareholder type	
								No of Voting (XIV) Rights							Total as a % of Total Voting rights	No. (a)	As a % of total Shares held (b)	No. (a)				As a % of total Shares held (b)
								Class eg:X	Class eg:y	Total												
A1(a)	Individuals/Hindu undivided Family																					
1	VISHNUBHAI VITTHALBHAI PATEL	AAUPP1600P	4775909			4775909	53.15	4775909	4775909	53.15			50.35						4775909		Promoter	
2	KAMLABEN VITTHALBHAI PATEL	AKWPP0163F	4022			4022	0.04	4022	4022	0.04			0.04						4022		Promoter Group	
3	PRAVEG LIMITED	AADCS5070N	0			0	0.00	0	0	0.00			0.00						0		Promoter Group	
Total			4779931			4779931	53.19	4779931	4779931	53.19			50.39						4779931			



Searial No.	Name of the Shareholders (I)	PAN (II)	No. of fully paid up equity shares held (IV)	No. Of Partly paid-up equity shares held (V)	No. Of shares underlying Depository Receipts (VI)	Total nos. shares held (VII) = (IV)+(V)+ (VI)	Sharehold ing as a % of total no. of shares (calculated as per SCRR, 1957) (VIII) As a % of (A+B+C2)	Number of Voting Rights held in each class of securities (IX)			No. Of Shares Underlying Outstanding convertible securities (X)	No. of Shares Underlying Outstanding Warrants (XI)	No. Of Shares Underlying Outstanding convertible securities and No. Of Warrants (Xi) (a)	Shareholdin g , as a % assuming full conversion of convertible securities (as a percentage of diluted share capital) (XI)= (VII)+(X) As a % of (A+B+C2)	Number of Locked in shares (XII)		Number of equity shares held in demateriali zed form (XIV)	Reason for not providing PAN	Sub-categorization of shares		
								No of Voting (XIV) Rights							Total as a % of Total Voting rights	Shareholding (No. of shares) under					
								Class eg: X	Class eg: y	Total						Sub- category (I)			Sub- category (II)	Sub- category (III)	
															No. (a)	As a % of total Shares held (b)					
B2(d) Foreign Portfolio Investors Category I																					
Disclosure of shareholder holding more than 1% of total number of shares																					
1	INDIA EMERGING GIANTS FUND LIMITED	AAFCI9293P	219763			219763	2.45	219763		219763	2.45		0	0	2.32		219763		0	0	0
2	VIKASA INDIA EIF I FUND	AAECV79948	175438			175438	1.95	175438		175438	1.95		0	0	1.85		175438		0	0	0
Total			395201			395201	4.40	395201		395201	4.40		0	0	4.17		395201		0	0	0



Searial No.	Name of the Shareholders (i)	PAN (II)	No. of fully paid up equity shares held (IV)	No. Of Partly paid-up equity shares held (V)	No. Of shares underlying Depository Receipts (VI)	Total nos. shares held (VII) = (IV)+(V)+(VI)	Shareholding as a % of total no. of shares (calculated as per SCRR, 1957) (VIII) As a % of (A+B+C2)	Number of Voting Rights held in each class of securities (IX)			No. Of Shares Underlying Outstanding convertible securities (X)	No. of Shares Underlying Outstanding Warrants (XI)	No. Of Shares Underlying Outstanding convertible securities and No. Of Warrants (XI) (a)	Shareholding, as a % assuming full conversion of convertible securities (as a percentage of diluted share capital) (XI)= (VII)+(X) As a % of (A+B+C2)	Number of Locked in shares (XII)		Number of equity shares held in dematerialized form (XIV)	Reason for not providing PAN	Sub-categorization of shares		
								No of Voting (XIV) Rights							Shareholding (No. of shares) under						
								Class eg: X	Class eg: Y	Total					Sub-category (i)	Sub-category (ii)			Sub-category (iii)		
B4(i)	Non-Resident Indians (NRIs)																				
Disclosure of shareholder holding more than 1% of total number of shares																					
1	REKHA RAJESH PATE	AUOPP2638M	500000			500000	5.56	500000		500000	5.56		0	0	5.27		500000		0	0	0
2	BHUPESH VADILAL S	AVDPS4602G	100000			100000	1.11	100000		100000	1.11		0	0	1.05		100000				
	Total		600000			600000	6.68	600000		600000	6.68		0	0	6.33		600000		0	0	0



Searial No.	Name of the Shareholders (I)	PAN (II)	No. of fully paid up equity shares held (IV)	No. Of Partiy paid-up equity shares held (V)	No. Of shares underlying Depositor Receipts (VI)	Total nos. shares held (VII) = (IV)+(V)+(VI)	Shareholdin g as a % of total no. of shares (calculated as per SCRR, 1957) (VIII) As a % of (A+B+C2)	Number of Voting Rights held in each class of securities (IX)			No. Of Shares Underlying Outstanding convertible securities (X)	No. of Shares Underlying Outstanding Warrants (XI)	No. Of Shares Underlying Outstanding convertible securities and No. Of Warrants (XI) (a)	Shareholding, as a % assuming full conversion of convertible securities (as a percentage of diluted share capital) (XI)= (VII)+(X) As a % of (A+B+C2)	Number of Locked in shares (XII)		Number of equity shares held in dematerialized form (XIV)	Reason for not providing PAN	Sub-categorization of shares		
								No of Voting (XIV) Rights							Total as a % of Total Voting rights	Shareholding (No. of shares) under					
								Class eg: X	Class eg: y	Total						Sub-category (i)			Sub-category (ii)	Sub-category (iii)	
B4(h) Individuals - ii. Individual shareholders holding nominal share capital in excess of Rs. 2 lakhs.																					
Disclosure of shareholder holding more than 1% of total number of shares																					
1	URVI HEMAL SHAH	BNUPS8839M	180000			180000	2.00	180000		180000	2.00		0	0	1.90		180000		0	0	0
2	CHANDRESH VADILAL SHAH	AIOPS9642J	150000			150000	1.67	150000		150000	1.67		0	0	1.58		150000				
Total			330000			330000	3.67	330000		330000	3.67		0	0	3.48		330000		0	0	0

Serial No.	Category	Category / More than 1 percentage	Name of the Shareholders (I)	PAN (II)	No. of the Shareholders (I)	No. of fully paid up equity shares held (IV)	No. of Partly paid-up equity shares held (V)	No. of shares under Depository Receipts (VI)	Total nos. shares held (VII) = (IV)+(V)+(VI)	Shareholding as a % of total no. of shares (calculated as per SCRR, 1957) (VIII) As a % of (A+B+C2)	Number of Voting Rights held in each class of securities (IX)			No. of Shares Underlying Outstanding convertible securities (X)	No. of Shares Underlying Outstanding Warrants (XI)	No. of Shares Underlying convertible securities and No. of Warrants (XI) (a)	Shareholding, as a % assuming full conversion of convertible securities (as a percentage of diluted share capital) (X) = (VII)+(X) As a % of (A+B+C2)	Number of Locked in shares (XII)		Number of equity shares held in dematerialized form (XIV)	Reason for not providing PAN	Sub-categorization of shares			
											No of Voting (XIV) Rights							Total as a % of Total Voting rights	Shareholding (No. of shares) under						
											Class eg: X	Class eg: Y	Total						Sub-category (i)			Sub-category (ii)	Sub-category (iii)		
B4(m)	Any Other (specify)																								
1	HUF	Category			4	505908			505908	5.63	505908	505908	5.63	500000	500000	10.60			505908		0	0	0		
2	LLP	More than 1 percentage of shareholding	RIDDHI LANDMARK LLP	ABEFR9521N	1	500000			500000	5.56	500000	500000	5.56	500000	500000	10.54			500000		0	0	0		
	LLP	Category			71	86292			86292	0.96	86292		0.96	0	0	0.91			86292						
		Total			75	592200			592200	6.59	592200	592200	6.59	500000	500000	11.51			592200		0	0			




Table VI - Statement showing foreign ownership limits		
Particular	Approved limits (%)	Limits utilized (%)
As on shareholding date	100.00	11.40
As on the end of previous 1st quarter	100.00	11.40
As on the end of previous 2nd quarter	100.00	11.25
As on the end of previous 3rd quarter	100.00	10.45
As on the end of previous 4th quarter	100.00	10.45
Notes :- 1) "Approved Limits (%)" means the limit approved by Board of Directors / shareholders of the Listed entity. In case the listed entity has no Board approved limit, provide details of sectoral / statutory cap prescribed by Government / Regulatory Authorities 2) Details of Foreign ownership includes foreign ownership / investments as specified in Rule 2(s) of the Foreign Exchange Management (Non-debt Instruments) Rules, 2019, made under the Foreign Exchange Management Act, 1999.		

