



## POST-SHAHEOLDING AS ON 31/03/2025

General information about company	
Scrip code	531550
NSE Symbol	NOTLISTED
MSEI Symbol	NOTLISTED
ISIN	INE865D01012
Name of the company	Jhaveri Credits and Capital Limited
Whether company is SME	No
Class of Security	Equity Shares
Type of report	Quarterly
Quarter Ended / Half year ended/Date of Report (For Prelisting / Allotment)	31-03-2025
Date of allotment / extinguishment (in case Capital Restructuring selected) / Listing Date	
Shareholding pattern filed under	Regulation 31 (1) (b)
Whether the listed entity is Public Sector Undertaking (PSU)?	No



Sr. No.	Particular	Yes/No	Promoter and Promoter Group	Public shareholder	Non Promoter- Non Public
1	Whether the Listed Entity has issued any partly paid up shares?	No	No	No	No
2	Whether the Listed Entity has issued any Convertible Securities ?	No	No	No	No
3	Whether the Listed Entity has issued any Warrants ?	Yes	Yes	No	No
4	Whether the Listed Entity has any shares against which depository receipts are issued?	No	No	No	No
5	Whether the Listed Entity has any shares in locked-in?	No	No	No	No
6	Whether any shares held by promoters are pledge or otherwise encumbered?	No	No		
7	Whether company has equity shares with differential voting rights?	No	No	No	No
8	Whether the listed entity has any significant beneficial owner?	No			






**Table I - Summary Statement holding of specified securities**

**Note : Data will be automatically populated from shareholding pattern sheet - Data Entry Restricted in this sheet**

Category (I)	Category of shareholder (II)	Nos. Of shareholders (III)	No. of fully paid up equity shares held (IV)	No. Of Partly paid-up equity shares held (V)	No. Of shares underlyi ng Deposit ory Receipts (VI)	Total nos. shares held (VII) = (IV)+(V)+ (VI)	Sharehold ing as a % of total no. of shares (calculat ed as per SCRR, 1957) (VIII) As a % of (A+B+C2)	Number of Voting Rights held in each class of securities (IX)			No. Of Shares Underlyi ng Outstand ing converti ble securiti es (X)	No. of Shares Underlyin g Outstand ing Warrants (XI)	No. Of Shares Underlyin g Outstand ing convertibl e securities and No. Of Warrants (XI) (a)	Sharehold ing, as a % assuming full conversion of convertible securities ( as a percentage of diluted share capital) (XI)= (VII)+(X) As a % of (A+B+C2)	Number of Locked in shares (XII)		Number of Shares pledged or otherwise encumbered (XIII)		Number of equity shares held in demateriali zed form (XIV)	Sub-categorization of shares			
								No of Voting (XIV) Rights							Total as a % of (A+B+C)	Shareholding (No. of shares) under							
								Class eg: X	Class eg:y	Total						No. (a)	As a % of total Shares held (b)	No. (a)		As a % of total Shares held (b)	Sub- category (i)	Sub- category (ii)	Sub- category (iii)
(A)	Promoter & Promoter Group	16	6585034			6585034	62.11	6585034		6585034	62.11		500000	500000	63.82				6585034				
(B)	Public	4361	4016990			4016990	37.89	4016990		4016990	37.89				36.18				3661790	0	0	0	
(C)	Non Promoter- Non Public																						
(C1)	Shares underlying DRs																						
(C2)	Shares held by Employee Trusts																						
	Total	4377	10602024			10602024	100	10602024		10602024	100.00		500000	500000	100				10246824	0	0	0	





Sr.	Category & Name of the Shareholders (I)	Nos. Of shareholders (III)	No. of fully paid up equity shares held (IV)	No. Of Partly paid-up equity shares held (V)	No. Of shares underlying Depository Receipts (VI)	Total nos. shares held (VII) = (IV)+(V)+(VI)	Shareholding as a % of total no. of shares (calculated as per SCRR, 1957) (VIII) As a % of (A+B+C2)	Number of Voting Rights held in each class of securities (IX)				No. Of Shares Underlying Outstanding convertible securities (X)	No. of Shares Underlying Warrants (XI)	No. Of Shares Underlying convertible securities and No. Of Warrants (XI) (a)	Shareholding, as a % assuming full conversion of convertible securities (as a percentage of diluted share capital) (XI)= (VII)+(X) As a % of (A+B+C2)	Number of Locked in shares (XII)		Number of Shares pledged or otherwise encumbered (XIII)		Number of equity shares held in dematerialized form (XIV)	Sub-categorization of shares		
								No of Voting (XIV) Rights			Total as a % of Total Voting rights					Shareholding (No. of shares) under							
								Class eg: X	Class eg: y	Total						No. (a)	As a % of total Shares held (b)	No. (a)	As a % of total Shares held (b)		Sub-category (i)	Sub-category (ii)	Sub-category (iii)

**A Table II - Statement showing shareholding pattern of the Promoter and Promoter Group**

**(1) Indian**

(a) Individuals/Hindu undivided Family	11	5383447			5383447	50.78	5383447.00		5383447	50.78		0	0	48.49				5383447		
(b) Central Government/ State Government(s)																				
(c) Financial Institutions/ Banks																				
(d) Any Other (specify)	1	803600			803600	7.58	803600.00		803600	7.58		500000	500000	11.74				803600		
<b>Sub-Total (A)(1)</b>	<b>12</b>	<b>6187047</b>			<b>6187047</b>	<b>58.36</b>	<b>6187047.00</b>		<b>6187047</b>	<b>58.36</b>		<b>500000</b>	<b>500000</b>	<b>60.23</b>				<b>6187047</b>		

**(2) Foreign**

(a) Individuals (NonResident Individuals/ Foreign Individuals)	2	321553			321553	3.03	321553.00		321553	3.03		0	0	2.90				321553		
(b) Government																				
(c) Institutions																				
(d) Foreign Portfolio Investor																				
(e) Any Other (specify)	2	76434			76434	0.72	76434.00		76434	0.72		0	0	0.69				76434		
<b>Sub-Total (A)(2)</b>	<b>4</b>	<b>397987</b>			<b>397987</b>	<b>3.75</b>	<b>397987.00</b>		<b>397987</b>	<b>3.75</b>		<b>0</b>	<b>0</b>	<b>3.58</b>				<b>397987</b>		

<b>Total Shareholding of Promoter and Promoter Group</b>	<b>16</b>	<b>6585034</b>			<b>6585034</b>	<b>62.11</b>	<b>6585034.00</b>		<b>6585034</b>	<b>62.11</b>		<b>500000</b>	<b>500000</b>	<b>63.82</b>				<b>6585034</b>		
--	-----------	----------------	--	--	----------------	--------------	-------------------	--	----------------	--------------	--	---------------	---------------	--------------	--	--	--	----------------	--	--

Details of Shares which remain unclaimed for Promoter & Promoter Group

**B Table III - Statement showing shareholding pattern of the Public shareholder**


Note : Kindly show details of shareholders having more than one percentage of total no of shares. Please refer software manual.

**(1) Institutions (Domestic)**

(a) Mutual Funds																				
(b) Venture Capital Funds																				
(c) Alternate Investment Funds																				
(d) Banks																				
(e) Insurance Companies																				
(f) Provident Funds/ Pension Funds																				
(g) Asset reconstruction companies																				
(h) Sovereign Wealth Funds																				
(i) NBFCs registered with RBI																				
(j) Other Financial Institutions																				
(k) Any Other (specify)																				
<b>Sub-Total (B)(1)</b>																				


**(2) Institutions (Foreign)**

(a) Foreign Direct Investment																				
-------------------------------	--	--	--	--	--	--	--	--	--	--	--	--	--	--	--	--	--	--	--	--






Sr.	Category & Name of the Shareholders (I)	Nos. Of shareholders (III)	No. of fully paid up equity shares held (IV)	No. Of Partly paid-up equity shares held (V)	No. Of shares underlying Depository Receipts (VI)	Total nos. shares held (VII) = (IV)+(V)+(VI)	Shareholding as a % of total no. of shares (calculated as per SCRR, 1957) (VIII) As a % of (A+B+C2)	Number of Voting Rights held in each class of securities (IX)			No. Of Shares Underlying Outstanding Warrants (XI)	No. Of Shares Underlying convertible securities and No. Of Warrants (XI) (a)	Shareholding, as a % assuming full conversion of convertible securities (as a percentage of diluted share capital) (XI)= (VII)+(X) As a % of (A+B+C2)	Number of Locked in shares (XII)		Number of Shares pledged or otherwise encumbered (XIII)	Number of equity shares held in dematerialized form (XIV)	Sub-categorization of shares		
								No of Voting (XIV) Rights						Total as a % of Total Voting rights	Shareholding (No. of shares) under					
								Class eg: X	Class eg: Y	Total					Sub-category (i)			Sub-category (ii)	Sub-category (iii)	
(b)	Foreign Venture Capital Investors																			
(c)	Sovereign Wealth Funds																			
(d)	Foreign Portfolio Investors Category I	2	395201			395201	3.73	395201		395201			3.56				395201	0	0	0
(e)	Foreign Portfolio Investors Category II																			
(f)	Overseas Depositories (holding DRs) (balancing figure)																			
(g)	Any Other (specify)																			
Sub-Total (B)(2)		2	395201			395201	3.73	395201		395201			3.56				395201	0	0	0
(3)	Central Government / State Government(s)																			
(a)	Central Government / President of India																			
(b)	State Government / Governor																			
(c)	Shareholding by Companies or Bodies Corporate where Central / State Government is a promoter																			
Sub-Total (B)(3)																				
(4)	Non-Institutions																			
(a)	Associate companies / Subsidiaries																			
(b)	Directors and their relatives (excluding Independent directors and nominee directors)																			
(c)	Key Managerial Personnel	1	5032			5032	0.05	5032		5032			0.05				5032	0	0	0
(d)	Relatives of promoters (other than 'immediate relatives' of promoters disclosed under 'Promoter and Promoter Group' category)																			
(e)	Trusts where any person belonging to 'Promoter and Promoter Group' category is 'trustee', 'beneficiary', or 'author of the trust'																			
(f)	Investor Education and Protection Fund (IEPF)																			
(g)	Resident Individuals holding nominal share capital up to Rs. 2 lakhs	4236	1930438			1930438	18.21	1930438		1930438			17.39				1578238	0	0	0
(h)	Resident Individuals holding nominal share capital in excess of Rs. 2 lakhs	19	849471			849471	8.01	849471		849471			7.65				849471	0	0	0
(i)	Non Resident Indians (NRIs)	18	673036			673036	6.35	673036		673036			6.06				670036	0	0	0
(j)	Foreign Nationals																			
(k)	Foreign Companies																			
(l)	Bodies Corporate	8	46305			46305	0.44	46305		46305			0.42				46305	0	0	0






Sr.	Category & Name of the Shareholders (I)	Nos. Of shareholders (III)	No. of fully paid up equity shares held (IV)	No. Of Partly paid-up equity shares held (V)	No. Of shares underlying Depository Receipts (VI)	Total nos. shares held (VII) = (IV)+(V)+(VI)	Shareholding as a % of total no. of shares (calculated as per SCRR, 1957) (VIII) As a % of (A+B+C2)	Number of Voting Rights held in each class of securities (IX)			No. Of Shares Underlying Outstanding and convertible securities (X)	No. Of Shares Underlying Warrants (XI)	No. Of Shares Underlying convertible securities and No. Of Warrants (XI) (a)	Shareholding, as a % assuming full conversion of convertible securities (as a percentage of diluted share capital) (XI)=(VII)+(X) As a % of (A+B+C2)	Number of Locked in shares (XII)		Number of Shares pledged or otherwise encumbered (XIII)	Number of equity shares held in dematerialized form (XIV)	Sub-categorization of shares					
																					Shareholding (No. of shares) under			
								Class eg: X	Class eg: Y	Total					Total as a % of Total Voting rights	No. (a)			As a % of total Shares held (b)	No. (a)	As a % of total Shares held (b)	Sub-category (i)	Sub-category (ii)	Sub-category (iii)
(m)	Any Other (specify)	77	117507			117507	1.11	117507		117507	1.11		1.06				117507	0	0	0				
	Sub-Total (B)(4)	4359	3621789			3621789	34.16	3621789.00		3621789	34.16		32.62				3266589	0	0	0				
	Total Public Shareholding (B)=(B)(1)+(B)(2)+(B)(3)+(B)(4)	4361	4016990			4016990	37.89	4016990		4016990	37.89		36.18				3661790	0	0	0				
	Details of the shareholders acting as persons in Concert for Public																							
	Details of Shares which remain unclaimed for Public																							
C Table IV - Statement showing shareholding pattern of the Non Promoter- Non Public shareholder																								
(1)	Custodian/DR Holder - Name of DR Holders (if Available)																							
(2)	Employee Benefit Trust / Employee Welfare Trust under SEBI (Share Based Employee Benefits and Sweat Equity) Regulations, 2021																							
	Total NonPromoter- Non Public Shareholding																							
	Total (A+B+C2)	4372	10602024			10602024	100.00	10602024		10602024	100.00	500000	100.00				10246824	0	0	0				
	Total (A+B+C)	4372	10602024			10602024	100.00	10602024		10602024	100.00	500000	100.00				10246824	0	0	0				






Searial No.	Name of the Shareholders (I)	PAN (II)	No. of fully paid up equity shares held (IV)	No. Of Partly paid-up equity shares held (V)	No. Of shares underlying Depository Receipts (VI)	Total nos. shares held (VII) = (IV)+(V)+(VI)	Shareholding as a % of total no. of shares (calculate d as per SCRR, 1957) (VIII) As a % of (A+B+C2)	Number of Voting Rights held in each class of securities (IX)			No. Of Shares Underlying Outstanding convertible securities (X)	No. of Shares Underlying Outstanding Warrants (XI)	No. Of Shares Underlying Outstanding convertible securities and No. Of Warrants (XI) (a)	Sharehol ding, as a % assuming full conversio n of convertib le securities (as a percentag e of diluted share capital) (XI)= (VII)+(XI)( a) As a % of (A-B+C2)	Number of Locked in shares (XII)		Number of Shares pledged or otherwise encumbered (XIII)		Number of equity shares held in demateriali zed form (XIV)	Reason for not providi ng PAN	Shareholder type	
								No of Voting (XIV) Rights							Total as a % of Total Voting rights	No. (a)	As a % of total Shares held (b)	No. (a)				As a % of total Shares held (b)
								Class eg:X	Class eg:y	Total												
A1(a)	Individuals/Hindu undivided Family																					
1	VISHNUBHAI VITTHALBHAI PATEL	AAUPP1600P	5105533			5105533	48.16	5105533		5105533	48.16		0	0	45.99				5105533		Promoter	
2	KAMLABEN VITTHALBHAI PATEL	AKWPP0163F	4022			4022	0.04	4022		4022	0.04		0	0	0.04				4022		Promoter Group	
3	PRAVEG LIMITED	AADCS5070N	0			0	0.00	0		0	0.00		0	0	0.00				0		Promoter Group	
4	BIJAL KIRAN PARIKH	AGNPP7144H	29996			29996	0.28	29996		29996	0.28		0	0	0.27				29996		Promoter Group	
5	ARJUNKUMAR JAGDISHBHAI PATEL	DWIPP3426E	20240			20240	0.19	20240		20240	0.19		0	0	0.18				20240		Promoter Group	
6	JAGDISHKUMAR VITTHALBHAI PATEL	AHGPP4448L	25300			25300	0.24	25300		25300	0.24		0	0	0.23				25300		Promoter Group	
7	PATEL VARSHA JAGDISH	AKWPP0164C	17710			17710	0.17	17710		17710	0.17		0	0	0.16				17710		Promoter Group	
8	KRUT VINODBHAI PATEL	BPZPP5142M	42166			42166	0.40	42166		42166	0.40		0	0	0.38				42166		Promoter Group	
9	VINODBHAI ISHWARBHAI PATEL	AHSPP7974K	42166			42166	0.40	42166		42166	0.40		0	0	0.38				42166		Promoter Group	
10	BHUMIT PATEL	ATOPP2415R	42166			42166	0.40	42166		42166	0.40		0	0	0.38				42166		Promoter Group	
11	PATEL ASHABEN VISHNUKUMAR	AHLPP1953D	0			0	0.00	0		0	0.00		0	0	0.00				0		Promoter Group	
12	BHAVIKBHAI H PATEL	AEYPP6759D	12861			12861	0.12	12861		12861	0.12		0	0	0.12				12861		Promoter Group	
13	PATEL PARESHBHAI KANTILAL	ACHPP0736B	41287			41287	0.39	41287		41287	0.39		0	0	0.37				41287		Promoter Group	
Total			5383447			5383447	50.78	5383447		5383447	50.78		0	0	48.49				5383447			






Searial No.	Category	Name of the Shareholders (I)	PAN (II)	No. of the Shareholders (I)	No. of fully paid up equity shares held (IV)	No. Of Partly paid-up equity shares held (V)	No. Of shares underlying Depository Receipts (VI)	Total nos. shares held (VII) = (IV)+(V)+(VI)	Shareholding as a % of total no. of shares (calculate as per SCRR, 1957) (VIII) As a % of (A+B+C2)	Number of Voting Rights held in each class of securities (IX)			No. Of Shares Underlying Outstanding convertible securities (X)	No. of Shares Underlying Outstanding Warrants (XI)	No. Of Shares Underlying convertible securities and No. Of Warrants (XI) (a)	Shareholding, as a % assuming full conversion of convertible securities (as a percentage of diluted share capital) (XI)= (VII)+(X) As a % of (A+B+C2)	Number of Locked in shares (XII)		Number of Shares pledged or otherwise encumbered (XIII)		Number of equity shares held in dematerialized form (XIV)	Reason for not providing PAN	Shareholder type	
										No of Voting (XIV) Rights							Total as a % of Total Voting rights	No. (a)	As a % of total Shares held (b)	No. (a)				As a % of total Shares held (b)
										Class eg: X	Class eg: y	Total												
A1(d) Any Others (Specify)																								
1	Bodies Corporate	Riddhi Landmark LLP	ABEFR9521N	1	803600			803600	7.58	803600		803600	7.58		500000	500000	11.74					803600		Promoter Group
		Total		1	803600			803600	7.58	803600		803600	7.58		500000	500000	11.74					803600		






Searial No.	Name of the Shareholders (I)	PAN (II)	No. of fully paid up equity shares held (IV)	No. Of Partly paid-up equity shares held (V)	No. Of shares underlying Depository Receipts (VI)	Total nos. shares held (VII) = (IV)+(V)+(VI)	Shareholding as a % of total no. of shares (calculated as per SCRR, 1957) (VIII) As a % of (A+B+C2)	Number of Voting Rights held in each class of securities (IX)			No. Of Shares Underlying Outstanding convertible securities (X)	No. of Shares Underlying Outstanding Warrants (XI)	No. Of Shares Underlying Outstanding convertible securities and No. Of Warrants (XI) (a)	Shareholding, as a % assuming full conversion of convertible securities (as a percentage of diluted share capital) (XI)= (VII)+(X) As a % of (A+B+C2)	Number of Locked in shares (XII)		Number of Shares pledged or otherwise encumbered (XIII)		Number of equity shares held in dematerialized form (XIV)	Reason for not providing PAN	Shareholder type	
								No of Voting (XIV) Rights							Total as a % of Total Voting rights	No. (a)	As a % of total Shares held (b)	No. (a)				As a % of total Shares held (b)
								Class eg: X	Class eg: y	Total												
A1(d) Individuals (NonResident Individuals/ Foreign Individuals)																						
1	Rajesh Khandubhai Patel	AUNPP2770K	268765			268765	2.54	268765		268765	2.54		0	0	2.42				268765		Promoter Group	
2	Jayeshbhai Ishwarlal Patel	AQGPP1731P	52788			52788	0.50	52788		52788	0.50		0	0	0.48				52788		Promoter Group	
	Total		321553			321553	3.03	321553		321553	3.03		0	0	2.90				321553			






Searial No.	Category	Name of the Shareholders (I)	PAN (II)		No. of the Shareholders (I)	No. of fully paid up equity shares held (IV)	No. Of Partly paid-up equity shares held (V)	No. Of shares underlying Depository Receipts (VI)	Total nos. of shares held (VII) = (IV)+(V)+(VI)	Shareholding as a % of total no. of shares (calculated as per SCRR, 1957) (VIII) As a % of (A+B+C2)	Number of Voting Rights held in each class of securities (IX)				No. Of Shares Underlying Outstanding convertible securities (X)	No. of Shares Underlying Outstanding Warrants (XI)	No. Of Shares Underlying & Outstanding convertible securities and No. Of Warrants (XI) (a)	Shareholding, as a % assuming full conversion of convertible securities (as a percentage of diluted share capital) (XI) = (VIII)+(X) As a % of (A+B+C2)	Number of Locked in shares (XII)		Number of Shares pledged or otherwise encumbered (XIII)		Number of equity shares held in dematerialized form (XIV)	Reason for not providing PAN	Shareholder type			
											No of Voting (XIV) Rights			Total as a % of Total Voting rights														
											Class eg: X	Class eg: y	Total															
A2(d) Any Others (Specify)																												
1	Bodies Corporate	Blue Kite Investments PTY LTD	ZZZZ29999Z		1	41030			41030	0.39	41030		41030	0.39		0	0	0.37						41030	Being a foreign company, the PAN	Promoter Group		
	Bodies Corporate	Dhyan Holding PTY LTD	ZZZZ29999Z		1	35404			35404	0.33	35404		35404	0.33		0	0	0.32						35404	is not available.	Promoter Group		
		Total			2	76434			76434	0.72	76434		76434	0.72		0	0	0.69		0.00		0.00		76434				






Searial No.	Name of the Shareholders (I)	PAN (II)	No. of fully paid up equity shares held (IV)	No. Of Partly paid-up equity shares held (V)	No. Of shares underlying Depository Receipts (VI)	Total nos. shares held (VII) = (IV)+(V)+(VI)	Shareholding as a % of total no. of shares (calculate as per SCRR, 1957) (VIII) As a % of (A+B+C2)	Number of Voting Rights held in each class of securities (IX)			No. Of Shares Underlying Outstanding convertible securities (X)	No. of Shares Underlying Outstanding Warrants (XI)	No. Of Shares Underlying Outstanding convertible securities and No. Of Warrants (XI) (a)	Shareholding, as a % assuming full conversion of convertible securities (as a percentage of diluted share capital) (XI)= (VII)+(X) As a % of (A+B+C2)	Number of Locked in shares (XII)		Number of equity shares held in dematerialized form (XIV)	Reason for not providing PAN	Sub-categorization of shares			
								No of Voting (XIV) Rights							Total as a % of Total Voting rights	Shareholding (No. of shares) under						
								Class eg: X	Class eg: y	Total						Sub-category (I)			Sub-category (II)	Sub-category (III)		
															No. (a)	As a % of total Shares held (b)						
B2(d) Foreign Portfolio Investors Category I																						
Disclosure of shareholder holding more than 1% of total number of shares																						
1	INDIA EMERGING GIANTS FUND LIMITED	AAFCI9293P	219763			219763	2.07	219763		219763	2.07		0	0	1.98			219763		0	0	0
2	VIKASA INDIA EIF I FUND	AAECV7994B	175438			175438	1.65	175438		175438	1.65		0	0	1.58			175438				
	Total		395201			395201	3.73	395201		395201	3.73		0	0	3.56			395201		0	0	0






Searial No.	Name of the Shareholders (I)	PAN (II)	No. of fully paid up equity shares held (IV)	No. Of Partly paid-up equity shares held (V)	No. Of shares underlying Depository Receipts (VI)	Total nos. shares held (VII) = (IV)+(V)+(VI)	Shareholding as a % of total no. of shares (calculated as per SCRR, 1957) (VIII) As a % of (A+B+C2)	Number of Voting Rights held in each class of securities (IX)			No. Of Shares Underlying Outstanding convertible securities (X)	No. of Shares Underlying Outstanding Warrants (XI)	No. Of Shares Underlying Outstanding convertible securities and No. Of Warrants (XI) (a)	Shareholding, as a % assuming full conversion of convertible securities (as a percentage of diluted share capital) (XI)= (VII)+(X) As a % of (A+B+C2)	Number of Locked in shares (XII)		Number of equity shares held in dematerialized form (XIV)	Reason for not providing PAN	Sub-categorization of shares		
								No of Voting (XIV) Rights							Total as a % of Total Voting rights	Shareholding (No. of shares) under					
								Class eg: X	Class eg: y	Total						Sub-category (i)			Sub-category (ii)	Sub-category (iii)	
B4(i) Non-Resident Indians (NRIs)																					
Disclosure of shareholder holding more than 1% of total number of shares																					
1	REKHA RAJESH PATEL	AUOPP2638M	500000			500000	4.72	500000		500000	4.72		0	0	4.50		500000		0	0	0
2	BHUPESH VADILAL SHAH	AVDPS4602G	100000			100000	0.94	100000		100000	0.94		0	0	0.90		100000				
	Total		600000			600000	5.66	600000		600000	5.66		0	0	5.40		600000		0	0	





Searial No.	Name of the Shareholders (I)	PAN (II)	No. of fully paid up equity shares held (IV)	No. Of Partly paid-up equity shares held (V)	No. Of shares underlying Depository Receipts (VI)	Total nos. shares held (VII) = (IV)+(V)+(VI)	Shareholding as a % of total no. of shares (calculated as per SCRR, 1957) (VIII) As a % of (A+B+C2)	Number of Voting Rights held in each class of securities (IX)			No. Of Shares Underlying Outstanding convertible securities (X)	No. of Shares Underlying Outstanding Warrants (XI)	No. Of Shares Underlying Outstanding convertible securities and No. Of Warrants (Xi) (a)	Shareholding, as a % assuming full conversion of convertible securities (as a percentage of diluted share capital) (XI)= (VII)+(X) As a % of (A+B+C2)	Number of Locked in shares (XII)		Number of equity shares held in dematerialized form (XIV)	Reason for not providing PAN	Sub-categorization of shares		
								No of Voting (XIV) Rights							Total as a % of Total Voting rights	Shareholding (No. of shares) under					
								Class eg: X	Class eg: y	Total						Sub-category (i)			Sub-category (ii)	Sub-category (iii)	
B4(h) Individuals - ii. Individual shareholders holding nominal share capital in excess of Rs. 2 lakhs.																					
Disclosure of shareholder holding more than 1% of total number of shares																					
1	URVI HEMAL SHAH	BNUPS8839M	180000			180000	1.70	180000		180000	1.70		0	0	1.62		180000		0	0	0
2	CHANDRESH VADILA	AIOPS964ZJ	150000			150000	1.41	150000		150000	1.41		0	0	1.35		150000				
	Total		330000			330000	3.11	330000		330000	3.11		0	0	2.97		330000		0	0	0





Searial No.	Category	Category / More than 1 percentage	Name of the Shareholders (I)	PAN (II)	No. of the Shareholders (I)	No. of fully paid up equity shares held (IV)	No. Of Partly paid-up equity shares held (V)	No. Of shares underlying Depository Receipts (VI)	Total nos. shares held (VII) = (IV)+(V)+(VI)	Shareholding as a % of total no. of shares (calculated as per SCRR, 1957) (VIII) As a % of (A+B+C2)	Number of Voting Rights held in each class of securities (IX)			No. Of Shares Underlying Outstanding convertible securities (X)	No. of Shares Underlying Outstanding Warrants (XI)	No. Of Shares Underlying Outstanding convertible securities and No. Of Warrants (XI) (a)	Shareholding, as a % assuming full conversion of convertible securities (as a percentage of diluted share capital) (XI)= (VII)+(X) As a % of (A+B+C2)	Number of Locked in shares (XII)		Number of equity shares held in dematerialized form (XIV)	Reason for not providing PAN	Sub-categorization of shares				
											No of Voting (XIV) Rights							Total as a % of Total Voting rights	Shareholding (No. of shares) under							
											Class eg: X	Class eg: Y	Total						No. (a)			As a % of total Shares held (b)	Sub-category (i)	Sub-category (ii)	Sub-category (iii)	
B4(m)	Any Other (specify)																									
1	LLP	Category			3	5908			5908	0.06	5908		5908	0.06		0	0	0.05			5908			0	0	0
2	HUF	Category			73	111592			111592	1.05	111592		111592	1.05		0	0	1.01			111592			0	0	0
3	Trusts	Category			1	7			7	0.00	7		7	0.00		0	0	0.00			7			0	0	0
	Total				77	117507			117507	1.11	117507		117507	1.11		0	0	1.06			117507			0	0	0






Table VI - Statement showing foreign ownership limits		
Particular	Approved limits (%)	Limits utilized (%)
As on shareholding date	100.00	13.20
As on the end of previous 1st quarter	100.00	11.40
As on the end of previous 2nd quarter	100.00	11.25
As on the end of previous 3rd quarter	100.00	10.45
As on the end of previous 4th quarter	100.00	10.45
<b>Notes :-</b> 1) "Approved Limits (%)" means the limit approved by Board of Directors / shareholders of the Listed entity. In case the listed entity has no Board approved limit, provide details of sectoral / statutory cap prescribed by Government / Regulatory Authorities  2) Details of Foreign ownership includes foreign ownership / investments as specified in Rule 2(s) of the Foreign Exchange Management (Non-debt Instruments) Rules, 2019, made under the Foreign Exchange Management Act, 1999.		

